

## Web Bonus:

# Wingin' It Bed Size Quilt

Adapted from a design by  
**Sandra Clemons**

Finished Quilt Size  
**90½" x 90½"**

Number of Blocks & Finished Size  
**49 Diamond Panes Blocks 12" x 12"**


### Plan

Use up a favorite collection of scraps with this fun design. Simple block construction will have you enjoying this quilt in no time.

Use an accurate ¼" seam allowance throughout to ensure all elements of the quilt fit together well.

### Shop

White solid (blocks)	3⅜ yds.
Assorted prints (blocks)	3⅛ yds.
<b>total</b>	
Brown dot (sashing, border)	3¼ yds.
Multicolor stripe (binding)	⅞ yd.
Backing	8¾ yds.
Batting size	98" x 98"



### Cut

(cut in order listed)

White solid

98 squares 5⅞" x 5⅞"

49 squares 2½" x 2½"

Assorted prints

98 squares 5⅞" x 5⅞"

Brown dot

\*2 strips 3½" x 93", pieced from 5 width of fabric (WOF) strips

\*2 strips 3½" x 87", pieced from 5 WOF strips

196 rectangles 2½" x 5½"

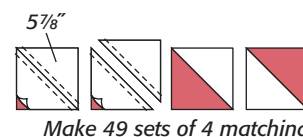
Multicolor stripe

10 strips 2½" x WOF (binding)

\*Border strips include extra length for trimming.

### Sew

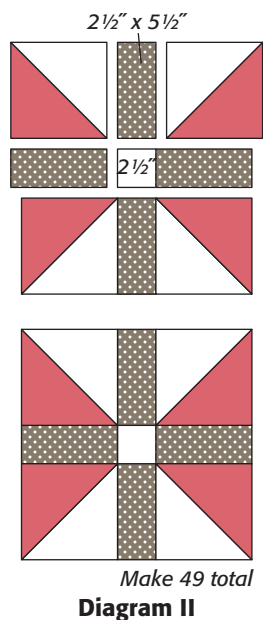
**1** Draw diagonal line on wrong side of white solid 5⅞" square. Referring to **Diagram I**, place marked square on assorted print 5⅞" square, right sides together. Sew ¼" seam on each side of marked line; cut apart on marked line. Open and press to make 2 pieced squares. Make 49 sets of 4 matching.



Make 49 sets of 4 matching

**Diagram I**


- 2** Referring to **Diagram II**, sew together 4 matching pieced squares, 4 brown dot  $2\frac{1}{2}$ " x  $5\frac{1}{2}$ " rectangles and a white  $2\frac{1}{2}$ " square to make Diamond Panes Block. Make 49 total.



- 3** **Note:** Refer to **Assembly Diagram** for following steps, watching block placement and orientation. Sew 7 rows of 7 blocks each. Stitch rows together.
- 4** Sew brown dot 87" strips to sides; trim even with top and bottom. Stitch 93" strips to top/bottom; trim even with sides.
- 5** Layer, baste and quilt. Bind with multi-color stripe.

## Designer Information

See more quilts by Sandra at [sandraclemons.blogspot.com](http://sandraclemons.blogspot.com)



You'll find the lap-size pattern for *Wingin' It* in the April/May 2016 issue of *McCall's Quick Quilts*; pattern also available as a digital download at [QuiltandSewShop.com](http://QuiltandSewShop.com).

