

## Web Bonus:

# Sweater Weather Bed Runner

Adapted from a Quilt Designed by  
BEA LEE

### SKILL LEVEL

**BEGINNER**

### Finished Bed Runner Size

26½" x 62½"

### Planning

Bea's inspiration for this knit-look design was a favorite ski sweater! She pieced the larger throw quilt square by square to mimic the look of a knitted piece, using an AccuQuilt® die to cut the squares.

Our pattern uses strip set construction to speed the sewing. The bed runner top is assembled in 3 horizontal sections, 2 A and 1 center section B. Be sure to use an accurate ¼" seam allowance throughout so your rows and columns line up well.

### Fabric Requirements

Navy solid (piecing, binding)	1¼ yds.
Light blue solid, red solid, and white solid (piecing)	⅝ yd. each
Backing	2⅞ yds.
Batting size	36" x 72"

### Cutting Instructions

Navy solid  
\*15 strips 2½" x width of fabric (WOF)

Light blue solid, red solid, and white solid—cut from each:

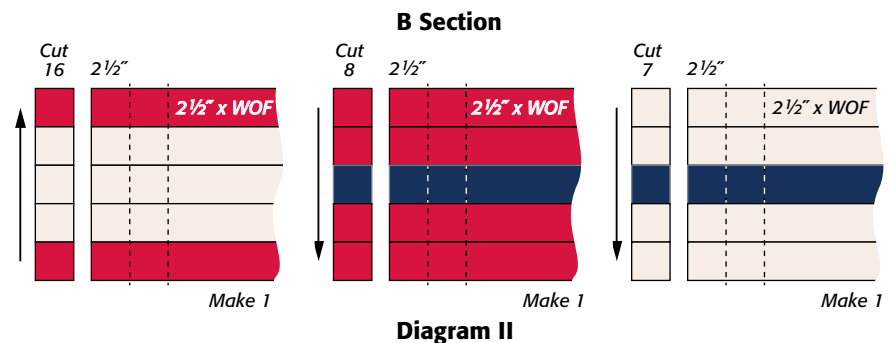
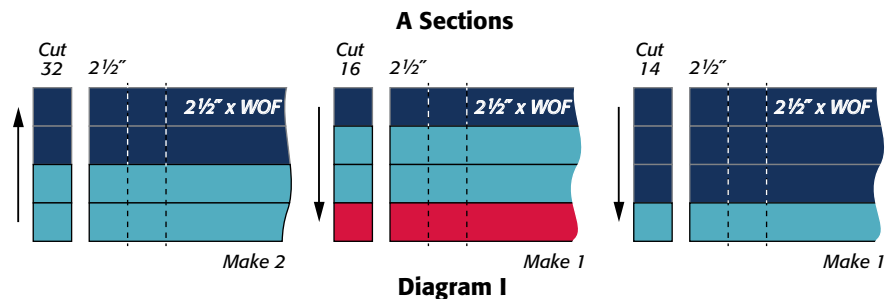

7 strips 2½" x WOF

\*Set aside 5 strips for binding.

### Piecing the Segments

**1** For A sections, refer to **Diagram I** and sew together 2 navy and 2 light blue WOF strips to make strip set. Make 2. Press in direction of arrow. Cut into 32 segments 2½" wide. In same manner, make remaining A section strip sets, press, and cut segments as shown.

**2** In same manner, refer to **Diagram II** to make strip sets, press, and cut segments for section B.



### Assembling the Quilt Top

**Note:** Refer to **Assembly Diagram** for following steps.

**3** Sew together 31 segments as shown to make section A. Make 2.

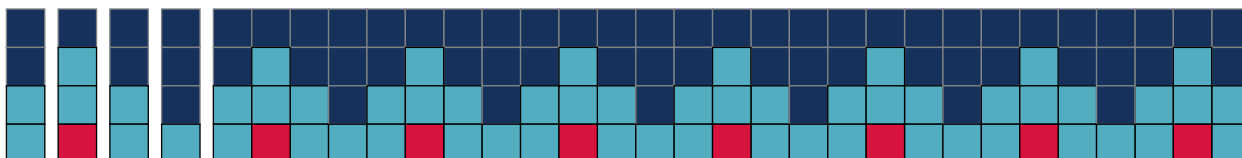
**4** In same manner, make section B.

**5** Sew sections together, watching placement and orientation, to complete bed runner top.


### Quilting and Finishing

**6** Layer, baste, and quilt. Bind with navy solid.

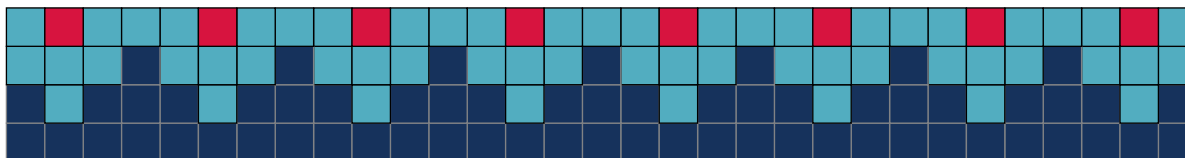
Section A



Section B



Section A



**Assembly Diagram**



The lap-size (62½" x 82½") version of *Sweater Weather* is patterned in the January/February 2015 issue of *McCall's Quilting*; pattern also available as a digital download at [QuiltandSewShop.com](http://QuiltandSewShop.com).

