




Web Bonus: Shadow Walk

Alternate Size Options

Make Shadow Walk any size you like! Our handy chart of alternate sizes provides everything you need to know. Use it along with the Shadow Walk pattern from *Quick Quilts*, August/September 2016.

The chart indicates the quilt size, the block setting (i.e. the number of blocks across and down) and the resulting number of blocks to make. It gives yardage for each fabric used in the quilt as well as backing and batting information.



Alternate sizes for Shadow Walk are crib, throw and twin. The original pattern in *Quick Quilts* is for a 96" x 96" quilt, large enough for a queen-size bed.

<i>alternate sizes</i>	crib	throw	twin
size	36" x 36"	48" x 60"	72" x 90"
block setting	3 x 3	4 x 5	6 x 8
number of nine-patch blocks	4	10	24
number of shadow walk blocks	5	10	24
materials			
gray solid	¾ yard	1½ yards	2¼ yards
black solid	½ yard	1⅛ yards	1¾ yards
dark blue texture	¼ yard	½ yard	⅞ yard
medium blue texture	⅝ yard	⅞ yard	1¼ yards
light blue texture	⅝ yard	1 yard	1½ yards
black texture	⅜ yard	⅝ yard	1 yard
backing	1¼ yards	3⅛ yards	5⅞ yards
batting	40" x 40"	52" x 68"	80" x 98"