

# Pinwheel Block

Skill Level  
**CONFIDENT BEGINNER**

Finished Size  
12" x 12"

## Cutting Instructions

☒ = cut in half twice diagonally  
Dark print

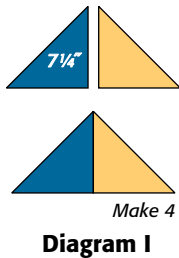
- 1 square 9" x 9"
- 1 square 7¼" x 7¼" ☒

Light print


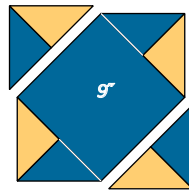
- 1 square 7¼" x 7¼" ☒

## Piecing the Block

1 Referring to **Diagram I** and watching orientation of triangles, sew together 1 each dark and light 7¼" quarter-square triangles to make pieced triangle. Make 4.



2 Referring to **Diagram II**, sew pieced triangles to sides of dark 9" square to make Pinwheel Block.



**Diagram II**