

Quilting Arts® PRESENTS: Reader Challenge Highlights

Featuring 100+ Examples
of Quilting Artists' Work



1

I'LL TRADE YA! Exploring quilt art through artist trading cards, inchies, landscape quilts, and more.

2

CREATIVE SELF PORTRAITS Painterly & playful. Silly and selfmocking. Wistful and whimsical. Funny, frank, and fearless.

3

COFFEE OR TEA? When it comes to favorite beverages, coffee and tea are kings.

4

GREATEST PET PEEVE We asked readers to flex their funny bone and humorously depict their greatest pet peeve in fabric.

5

TIME FLIES We asked you to make a quilt celebrating the passage of time as we celebrate our 100th issue.

editor's note



YOU KNOW WHAT THEY SAY — TIME FLIES WHEN YOU'RE HAVING FUN!

At QUILTING ARTS, we've had an amazing amount of fun over the past 18 years, producing 100 issues and counting... each with its own special theme or focus. We've published countless articles on techniques and tips for art quilters, including art business strategies; reviews and galleries of quilt exhibitions; and profiles of professional artists. But by far, one of the most anticipated features in each magazine is the reader challenge, showcasing the artistry of the magazine community.

I believe the reader challenges are so popular because it is often the place where an emerging artist's quilts are first published. Back in the spring of 2005, that was true for me as well. I will never forget seeing my artwork on the pages of QUILTING ARTS for the first time, and feeling the joy of artistic validation. My goal had always been to have my work published – and QUILTING ARTS made it happen for me and for many of my fellow readers.

The following pages contain artwork a few of our favorite reader challenges. From the incredible artist trading card challenge of 2004 where more than 800 ATCs were submitted (I think that was the highest number yet!) to the most recent reader challenge published in the 100th issue featuring a “time flies” themed postcard, each of the challenges has resulted in amazing artwork by our incredible readers.

We are continually inspired by your artwork. Keep those reader challenge quilts coming!

Best,

A handwritten signature in black ink that reads "Vivika".

Vivika Hansen DeNegre, Editor

Projects and information are for inspiration and personal use only. F+W Media is not responsible for any liability arising from errors, omissions, or mistakes contained in this eBook.



This postcard was the first artwork I ever published and was in response to a QUILTING ARTS Reader Challenge.

Quilting & Fiber Arts Workshops

Unique Island Setting, Exceptional Workshops



Join us in Lake Superior's Apostle Islands!

Madeline Island Campus Schedule

HOLLIS CHATELAIN JULY 15–19, 2019

Dye-Paint Your Images: Bring Them to Life with Quilting

SUE SPARGO JULY 29–AUG 2, 2019

Indigo Flower Pot: Creating Hand-Dyed

Wool & Textural Fabrics

SUE SPARGO AUG 5–9, 2019

Sand Dollar: Creative Wool Embellishment

JACQUELINE DE JONGE AUG 12–16, 2019

Perfect Points and Stars With Paper Piecing

YOSHIKO WADA & HIROSHI MURASE

Ultimate Shibori AUG 26-30, 2019

LORIE MC COWN

Cloth Connections SEPT 9-13, 2019

JOE CUNNINGHAM SEPT 23–27, 2019

Creative Design

PAM BEAL OCT 7–11, 2019

Quilts: Piecing Abstraction

JANE SASSAMAN OCT 7–11, 2019

Shape Shifting

MISA West - Tanque Verde Ranch Campus

SUE BENNER Sewing the Land I and II JAN 6-10, 2020

SUE SPARGO Sand Dollar FEB 3-7, 2020

JACQUELINE DE JONGE FEB 10-14, 2020

Perfect Points and Stars With Paper Piecing

DANI IVES Painting with Wool FEB 10-14, 2020

NANCY CROW NOV 30-DEC 4, 2020

Improvisational Exercises Part I

MISA West - Santa Fe Campus

SUE SPARGO Folk-Tails in Santa Fe MARCH 1-6, 2020

ROSALIE DACE Rock On MARCH 9-13, 2020

KATIE PASQUINI MASOPUST MAR 30-APR 3, 2020

Jump Start Your Creativity in Santa Fe

SUSAN CARLSON APR 6-10, 2020

Fabric Images in Santa Fe



*Three unique MISA campuses to choose from –
The natural beauty of these locations will inspire you!*

www.madelineschool.com

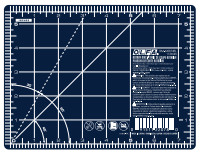
715.747.2054 La Pointe, WI misa@madelineschool.com

OLFA®


Best made cutting tools in the world.®

Dependable and classic.

True Blue



OLFA Splash Navy
6"x8" Cutting Mat



OLFA Splash Navy Quilting/
Sewing Kit



OLFA Pacific Blue 45mm
Ergonomic Rotary Cutter



OLFA Splash Navy
45mm Rotary Cutter

Shown above OLFA Splash Navy 24"x36" Cutting Mat

Follow us on social at

 @OLFAcreates #OLFAcreates

 @OLFACutters

 OLFA Creates

For more info visit us at:
olfa.com/trueblue/



I'll Trade Ya!

*i*t was another zany reader challenge idea that we just couldn't resist—the Artist Trading Card (ATC) Challenge. The parameters were simple: you send an Artist Trading Card (ATC) to *QUILTING ARTS MAGAZINE* and one of our staff would send you one of hers. This invited into our office a lot of chaos, stitching, and heaps of fun. We anticipated receiving a little more than 300 cards, but in reality, we got more than 800 (823 for those counting). The expected turn-around time of 4–6 weeks turned into three months as we worked night after night to meet the demand. In the next few pages, you'll see a sampling of ATCs from our readers around the world.

FIRST PUBLISHED IN
Quilting Arts
 Winter 2004
 ISSUE

Artists featured on this page:

- Prontip Sandi Larson • Eldon, MO •
- Lola L. Mehlin • Santa Fe, NM •
- Regina Westmoreland • Benicia, CA •
- Terri Kirchner • Mequon, WI •
- Diane Camp • Memphis, TN •
- Janice Nastasi • Brewster, NY •
- Julie Perryman • Sedro-Woolley, WA •
- Julie MidKiff • Beckley, WV • Iris Lee
 Yi-chen • Arcadia, CA • Debbe A. Linn •
 Arvada, CO • Sue Giduck • Kemp, TX •
- Gail Holt • Waynesville, NC • Carolyn Flood •
 Toronto, Ontario, Canada • Marina Dewald •
 Bellbrook, OH • Janet Pray • Highland, MI •
- Susan Leschke • Charlottesville, VA •
- Lilla LeVine • Honolulu, HI • Becky Kelly •
 Kingsburg, CA • Lauren Vleck • Colorado Springs,
 CO • Barbara Lynne • New Florence, PA • Deborah
 Abramovitz • Port Townsend, WA • Andrea Willey •
 Wakefield, MA • Sara Davern • Mount Carmel, PA •

T'LL TRADE YA! RESULTS FROM OUR ARTIST TRADING CARD CHALLENGE



JOAN GAMBLE
Old Town, FL



GABE CYR
Asheville, NC




LUCY JEAN SMITH
Anchorage, AK



TERRY DONALDSON
Fleet, Hampshire, England




LEANNE ROGERSON
Birkenhead, Auckland, New Zealand



BARBARA DUNBAR
Austin, TX




DIANE SCHEBLO
Olivet, MI



MAGDA CLARK
Fairbanks, AK



DIANA LEIN
New Brighton, MN



CHRISTINA BARNES
Kingston, Ontario, Canada



CARMEN HOLLARD
Garland, TX



LLOYDENE COOK
Rio Linda, CA


I'LL TRADE YA! RESULTS FROM OUR ARTIST TRADING CARD CHALLENGE




JULIE LANDRITH
Cedar Hill, TX



LORRAINE HANSON
Berea, OH



JUDE RYCZEK
Wellsville, NY



JENNI PAIGE
New Meadows, ID



MARTHA MOLYNEUX
Lexington, SC



DARLENE PASTULA SALUPO
Berea, OH



SUSI BAINARD
Richland, WA



LIZ ROBISON
Costa Mesa, CA



VICKI THOMPSON
Mandeville, TX




KATHY WELSH
Tempe, AZ



SUSIE BICKER
Thornton, CO



MELISSA SNYDER
Cazenovia, NY



discover the
mini
project iron™
—with **solemate™**—



**click to
learn more!**

oliso®
reinvented *for you™*

WE'LL TRADE YA! RESULTS FROM OUR ARTIST TRADING CARD CHALLENGE



KALA PATTERSON
Bagley, MN



ZOE ENRIGHT
Cincinnati, OH



BETHANY MONTELLA
Warwick, RI



GAIL WILLIAMS
Rushville, NY



CHERYL GUNDERSON
Elk River, MN



KAY PARNABY
Dorset, England



DIANE QUINN
Pittsburg, PA



MARION COLEMAN
Castro Valley, CA



BARBARA BROWN
Rockville, MD



BETTE FRASER
Colorado Springs, CO



SHEILAH DYSON
Ontario, Canada



MARILYN GOLDSTEIN
Reisterstown, MD

T'LL TRADE YA! RESULTS FROM OUR ARTIST TRADING CARD CHALLENGE



JENNI KIRKHAM
Padbury, Western Australia



WHITNEY HOOPER
Spokane, WA



LYN GRENIER
Salisbury, MA



NANCY EHA
Stillwater, MN



DARMA REDWINE
N. Myrtle Beach, SC



VIV WHITE
Somerset, England



KAREN COLE
Dorchester, Ontario, Canada



JODI COLVARD
Gainesville, FL



PAMELA MORRIS
Nokomis, FL



KARI JOHNSON
Sitka, AK



RENÉE SHEDIVY
Lodi, WI



LORI HUFFMAN
Terre Haute, IN

T'LL TRADE YA! RESULTS FROM OUR ARTIST TRADING CARD CHALLENGE




COLETTE SCHNEIDER
Aurora, CO



MARY STANLEY
Santa Barbara, CA



LINDA FERRARO
Narragansett, RI



NORMA BUIDA
Brentwood, TN



JUDITH GODWIN
Orange Park, FL



VICTORIA GERTENBACH
Reinholds, PA



LEVOY FRANCISCO
Bel Air, MD



CHRISTINA CAMELI
Portland, OR



LARI DRENDELL
Fremont, CA



SUE STEVENSON
Amanzimtoti, South Africa



KARYN LYNAM COOK
Welch, MN



SANDRA SCHNAKENBOURG
Villebon-sur-Yvette, France

I'LL TRADE YA! RESULTS FROM OUR ARTIST TRADING CARD CHALLENGE



DEBRA HARRY
Hackettstown, NJ



GINNY MCINROE
Escondido, CA



STEPH WINN
Las Vegas, NV



DIANNE LEATHERDALE
JOHNSON
Steinbach, Manitoba, Canada



BETH MASTIN
Plymouth, NH



BETSY SCHAPP
Cincinnati, OH



ETTA MCFARLAND
Olive Branch, MS



DEB KINDER
West Bend, WI



B. LYNN TUBBE
Georgetown, CA



SARAH HESTER
Cairo, GA



DARIEL DODGE-DIESTELKAMP
Colorado Springs, CO



LINDA DAWSON
St. Petersburg, FL

Tokyo International Great Quilt Festival Japan Quilting & Textile Tour

Jan 22 - 31, 2020



Highlights:

- 10-day tour in Japan, escorted by a quilter, focusing on textiles, quilts, culture and lifestyle
- 2 full-day passes to explore the **Tokyo International Great Quilt Festival**
- Hands on experiences to explore traditional Japanese textile techniques & **workshops**
- Visit Japan's **textile centers** with hundreds of fabric shops
- Enjoy a night at an Onsen hotel with views of iconic **Mt Fuji**
- Be inspired by Japan's gardens, markets, shrines, and sights of cultural significance

Price per person: Twin share- \$4,260 / Single room- \$4,855

Tour starts in Tokyo and concludes in Kyoto.

Please note the dates for the 2020 tour will be confirmed after the Tokyo Quilt Show Committee makes their formal announcement in July 2019.



Opulent Quilt
JOURNEYS


Opulent Quilt Journeys

www.opulentquiltjourneys.com

Phone: 877 235 3767

Email: info@opulentquiltjourneys.com

FIRST PUBLISHED IN
Quilting Arts
Winter 2005
ISSUE



RESULTS OF OUR
creative
 self-portrait
 CHALLENGE


*S*ainterly and playful. Silly and self-mocking. Wistful and whimsical. Funny, frank, and fearless. We received nearly 500 Creative Self-portraits in response to our challenge, inspired by Yvonne Porcella's quilts by the same name. Some of our readers followed Yvonne's style, adding their own creative twists with embellishments and fabric. Others went in a completely different direction using techniques like thread and whole cloth painting, photo transfers, and beading to depict their entangled locks or their state of mind on a particular day.

Left: ELIZABETH POOLE • Garrison, NY
"Study in Reds"

Above right: MARION COLEMAN • Castro Valley, CA
"Hot Flash"

Right: ELIN WATERSTON • South Salem, NY
"fugue-state"

"My self-portrait, 'fugue-state,' is my view of myself—wearing headphones, rapt in music, in the colors of my unique reality."




RESULTS FROM OUR CREATIVE SELF-PORTRAIT CHALLENGE



JULIE HIGGINS • Unionville, IN
“Bibs, Bangs, and Blue Eyeshadow”
“In the words of Popeye, I yam what I yam.”



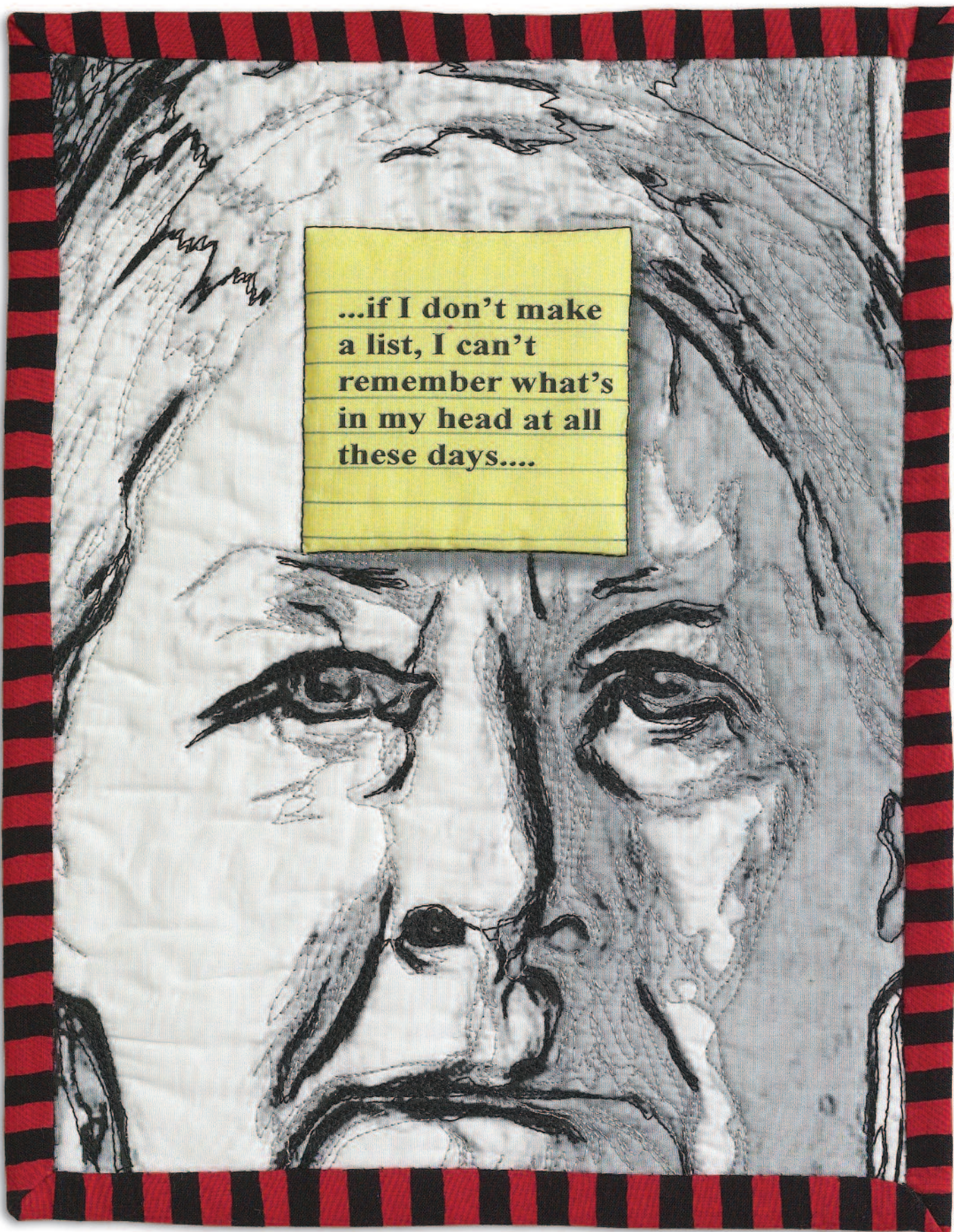
MARY STANLEY • Santa Barbara, CA
“I live in the mountains above Santa Barbara and included some of my favorite things: birds, flowers, and butterflies, and a fabric transfer of a man in water that reminded me of my husband.”



PAT CLUBINE • Arnold, MD
“Waiting in the Car”
“This portrait was drawn from a sketch I did while waiting in the car for my son’s baseball practice to end. My sunglasses reflect the parking lot, and the background of the quilt reflects the colors and foliage of a summer day.”




CAROL MCDANIEL • Laguna Hills, CA
“Don’t Give Me No More Bad News”
“The images we see of the world are reflected in our faces. Even if they are not our tragedy—we own them.”



JENNIFER KELLEY • Arnold, NY

"I have now entered that age of forgetfulness. I am forever writing myself sticky notes to remind myself of all the things I want to do and the ideas that pass through my mind. You can find notes I've written myself all over the house. Some make sense, some do not."



OLENA NEBUCHADNEZZAR • Virginia Beach, VA • *“Identity Crisis?”*

“When I tried to recall how I see myself on any given day my thoughts would be interrupted by images of many amazing things in the natural world around me that keep inspiring me to create art. So, what came out is a portrait of my mind amazed with nature . . . and my face hidden within.”



DEB RICHARDSON • Ewing, KY • “*Deb Dreams*”

“This self-portrait shows me daydreaming about one of my favorite things—new shoes! The shoes are loosely based on an actual pair I saw in a catalog and would have loved to buy but decided they didn’t fit in my budget. This way I can always have my own version of them, if only in my dreams.”



SABRINA ZARCO • Little Rock, AR
“When I Look in the Mirror I See My Ancestors...”

“My portrait, like much of my work, features the skeleton woman. She is a symbol of culture, strength, and a remembrance that our ancestors are with us.”



BARB ROUND • Yellow Knife, NT, Canada
“Scuba Diva”

“I am an avid scuba diver, and love the absolute beauty and peace of the underwater world. When I am diving, I feel like a ‘golden girl’—happy, serene, fulfilled.”



THOMAS LANG • Rohnert Park, CA • “The Faces of Thomas: Father, Teacher, Learner”



KATHY DOWNIE • Richmond, IL • *“Ideas Fly as Time Races By”*

“With the responsibilities of everyday life, there is not enough time to create all the things from the ideas in my head, so instead, I have to ‘think’ about all the things I want to create as they fly by.”



KATHIE BRIGGS • Charlevoix, MI • *“The Show Must Go On”*

“My self-portrait is a snapshot of how I felt on a particular day. I had just received some disappointing news in the form of a rejection letter. I would have preferred to hole up and lick my wounds but instead I pasted a smile on my face and taught an art doll workshop.”



KAREN FRICKE • Rockville, MD • *“I Don’t Wear Hats, but I’m Fine with My Tiara”*

“The fuchsia hair shows no sign of grey, and my love of color is reflected in my complexion. My earrings dangle my passions—sewing and gardening, but the true jewels of my life are my ‘cute-as-buttons’ children: Michael, Megan, Sarah, and Katie.”



the
Quilting
company

Your Show is Back with a New Series!

Join Susan Brubaker Knapp and her many guests as they explore design, color, surface design, embellishments, and more in the 2400 series of *Quilting Arts TV*! Gain valuable tips, techniques, and inspiration for your next piece of art.

Art by Deborah Fell

Check your local PBS station to find air times or visit QuiltingArtsTV.com to purchase the full season!

Thanks to Our Sponsors:

BERNINA
made to create



Take a Coffee Break!

RESULTS FROM THE

'Coffee or Tea?'

READER CHALLENGE



When it comes to favorite beverages, coffee and tea are kings. That burst of caffeine gets the motor running and synapses firing as we greet a new day. And there are strong feelings between coffee and tea drinkers. Some love the quiet ritual of a tea ceremony, while others prefer the whoosh of a steaming coffee machine. And some love them both, at different times of the day or as a change from routine.

Kathleen Baumann • Phoenix, AZ
"I Can Drink You Under The Table"

"I have built up a tolerance to caffeine. Because of that I can drink with the big girls. Cowboy up!"



In the October/November 2012 issue of *QUILTING ARTS*, we challenged readers to create an 8" × 10" art quilt interpreting their connection to their beverage of choice, coffee or tea. We received over 100 entries and were dazzled by the creative ingenuity of the participants. Some regaled the mug as a cherished vessel, others used imagery of coffee beans and tea leaves, while still others showed how their favorite beverage—or lack of it!—made them feel. The quilts were made

of fabric, paper, leather, metal, and even fused glass, and were embellished with a myriad of surface design and mixed-media techniques. We even received a quilt-sized “tea bag” tucked inside its own “paper” envelope. They are all truly impressive!

Thank you to all of the readers who submitted a quilt for this challenge. All we can say is, cheers!

Carrie Hinds • Grand Junction, CO

“Wired!”


“I am ‘wired’ after having my coffee in the morning. I feel like my hair is on fire, my brain is coming up with a bazillion great ideas a minute, and I can complete all of them today!”



Susan Callahan • Silver Spring, MD

“Morning Green Tea”


“I drink green tea all day long, but the best cup is the one my husband brings me every morning in bed. I lie there with my eyes closed willing myself to awaken. For this quilt I glued vintage recipes from cookbooks, handwritten text, tea tags from my favorite teas, and tissue paper to muslin, and then added thread sketching, quilting, and paint.”



Karen Loprete • Shelton, CT

“The Sun Rises in My Teacup”

“I cannot start my day without at least a few sips of my tea. Ahhhh. OK, *now* you can talk to me! For this quilt, I started by dye-painting a piece of pale yellow upholstery fabric. I then painted the cup, added the tea bag label, and Mod-Podged® over them. I hand stitched with embroidery thread and perle cotton, and then added beads and baubles.”



Evans Fletcher • Yakima, WA

“Fill it Up—Espresso Please”

“I like my coffee big, bold, and strong. If I could have a mug of straight shots of espresso I would. I created a fused glass mug and used copper and brass for the quilt top. The middle layer is hand-dyed denim and the binding is deerskin.”



Terry Aske • New Westminster,
British Columbia, Canada

“Good Morning”

“The only thing better than my solitary morning cup of java is to meet a friend for coffee. And, of course, our coffee would be served on a mug rug! I assembled the coffee cups with fusible web and then adhered them to the pieced background. I made the steam with two layers of white tulle stitched to the background, surrounded with machine-stitched curlicues.”



Sarah Ann Smith • Hope, ME

“Tea With Milk”

“I have been a tea drinker since childhood, and prefer my tea with milk, no sugar. I took a photo of my afternoon teapot, mug, and pitcher to create this quilt.”



Glad Howard • Gold Coast, Australia

“Coffee Explosion”


“The flavor and aroma of coffee get my creative juices flowing. In this piece I explored the potential of colorful single-serve coffee capsules. I manipulated the cups to form shapes that were then machine appliquéd onto hand-dyed cloth.”



Eileen Torgerson • Great Falls, MT

"Make Mine Kona, Please!"

"Born and living in landlocked Montana, somehow I have island envy. Utopia is sitting at Java Rock drinking a cup of Kona coffee. The coffee plant bears flowers and berries in various stages of ripeness at the same time. I chose to portray a branch of a coffee tree on a background of printed muslin with a market bag of beans in mind. The row of coffee beans is beads that I made."



Els Vereycken • Hasselt, Belgium

"Simple Things Are Beautiful"

"I love tea with lemon."



Sue Wilson • Boulder, CO

"Irish Tea"

"I brew a pot of Irish tea every morning and then use what is left over to dye fabric. Being a strong, dark tea, it makes great dye and I have used some of the tea-dyed fabrics in this quilt. The lettering was created with discharge paste and inks. The image of the tea pot is a silkscreen I made from a photo of my actual teapot. The quilt is embellished with tiny copper tea cups."

Debi Niemi • Woodinville, WA

"Tea for Two"

"I love to start my day with a hot cup of black tea. My cat usually joins me on my lap for this ritual, and it becomes tea for two!"



www.equilter.com

eQuilter.com



6201 Spine Rd, Boulder, CO 80301 TOLL FREE: 877-322-7423



Quilt by Yasuko Saito

RESULTS FROM THE 'Greatest Pet Peeve'

READER
CHALLENGE

FIRST PUBLISHED IN
Quilting Arts
Dec. 2011/Jan. 2012
ISSUE

In the June/July 2011 issue of **QUILTING ARTS** we asked readers to flex their funny bone and humorously depict their greatest pet peeve in fabric. We received 56 art quilts, each 8½" × 11", depicting those irritating habits or things others do that bug us to no end. As we looked at each entry, we found ourselves laughing and nodding our heads in agreement, and we realized we had to share as

many entries from this reader challenge as possible. Since we all have those little pet peeves—whether it's your dog eating something he's not supposed to, dishes left in the sink, an aggressive driver, or the dreaded empty toilet paper roll—you will no doubt find a quilt on the following pages that will have you laughing and nodding your head in agreement too.

DON'T EAT THAT!



1. "Cat in Fridge"

Cindy Richard
Beit Shemesh, Israel
"My pet peeve is having a cat rummaging through my fridge—definitely not where she is supposed to be!"

3. "My Little Pet Peeves"

Wendi Bucey
Paradise, CA
"This quilt was inspired by all of my little animal helpers—two cats and two dogs. They love to help me garden and think the yummy veggies were planted just for them."

2. "No Free Lunch"

Darlene Kihne
Sioux Falls, SD
"Icelandic poppies are simple, bright, and elegant flowers with a quirky stem. But the minute the blooms open, the bunnies are nibbling away until only the stems remain. I've given up trying to grow them—the bunnies win!"

4. "The Nightmare in the Garden"

Wendy Dudley
Wauna, WA
"My biggest pet peeve is the ongoing war over my flowers that I fight daily with the psycho rabbits that have invaded my lawn."



5.

5. "Back Off Bozo"

Cyndi Dinger
Polk, OH
"Tailgating is my biggest pet peeve. It is hard to know what to do when there is someone riding your bumper on a busy highway."

6. "Ouch!"

Debra Shaw
Coshocton, OH
"My pet peeve is when others open their car door and slam it into my carefully cared for vehicle."



6.

STOP BUGGING ME

7.



7. "Mosquito"

Judith Panson
Lockport, Manitoba,
Canada

"We wait through a long, extremely cold winter for spring to come. But with the growth of grass and beautiful flowers comes the mosquito! All the wide open spaces and wonderful warm weather, and we cover inside."

8. "The Dreaded Greenhead Fly"

Bonnie Ouellette
Seneca, SC

"As anyone who has visited the Atlantic shore during summer knows, the greenhead fly loves to eat you. They especially love you if you are sweaty or salty from swimming. There is no effective repellent."



8.

9. "Separation Anxiety"

Sue Cross
Naples, FL

"My greatest pet peeve is represented in this portrait of my daughter's dog, Rue, with one of the many pairs of glasses she has destroyed."

10. "Is Anyone Watching?"

Marcia Shipman
Rutland, VT

"My pet peeve is a dog that eats human food left for five seconds within her reach or even high on a counter."

11. "Pet Peeves"

Lita Havens
La Vale, MD

"My greatest pet peeve is when people litter. Stepping on chewing gum is the worst. That just ruins my day."

12. "The Poopy Puppy"

Sue Clayton
Manorville, NY

"I believe that everyone—human and canine—should have clean recreation areas."

9.



10.




11.



12.



IN THE BATHROOM



13.



14.



15.



16.

17.



13. "Oh No!"

Linda Oszajca
North Las Vegas, NV
"My pet peeve is an empty toilet paper roll."

14. "Miss May in Action"

Sandra Bloom
San Antonio, TX
"...my orange tabby taking on the toilet paper roll in mortal combat."

15. "But There Was Still Some Left on the Roll"

Geeg Aaker
Elko, MN
"My pet peeve is when a little bit of toilet paper is left on the roll."

16. "Ode to the Commode"

Jennifer Rodriguez
West Jordan, UT
"...when I need to use the bathroom and find a cardboard roll instead of toilet paper."

19.



17. "Leave it for Mom!"

Linda Oszajca
North Las Vegas, NV
"One of my pet peeves is dirty dishes piled in the sink."

18. "Clean the Screen!"

Daniel Farr
Lynchburg, VA
"I'm frustrated by those who fail to clean the lint off the dryer screen."

19. "Dirty Dishes"

Pauline Salzman
Treasure Island, FL
"You cook a great meal and it takes hours. It is eaten in a flash and then you get to do the dishes."

18.

IT'S THE LITTLE THINGS

20. "AAHK... Roots!"

Evelyn Cole
Westborough, MA
"It's happened once again. Just a week or two after an expensive trip to the hair salon, there they are—roots!"

21. "Drowning in Spam"

Laura Peterson
Bigfork, MT
"My greatest pet peeve is a daily repeat—the time I waste on email hitting delete."

22. "Oh No, Not With the Good Scissors!"

Geeg Aaker
Elko, MN
"It seems to happen in slow motion: I see someone pick up my good scissors, ready to cut into a piece of wire, newspaper, or a scrap of who knows what!"

23. "Irregardless"

Wendi Bucey
Paradise, CA
"This quilt depicts my husband and his pet peeve: when someone uses the nonexistent word 'irregardless.' This has now led to my own pet peeve—hearing him rant and rave every time somebody says 'irregardless!'" ♦



20.



21.



22.



23.



SEW QUIETER, FASTER, LONGER, BETTER.
INTRODUCING THE NEWLY-ENGINEERED BERNINA 5 SERIES.



THE FABULOUS, FEATURE-PACKED 5 SERIES INCLUDES:

BERNINA HOOK FOR FAST, QUIET, PERFECT STITCHES • JUMBO BOBBIN TO SEW LONGER
8.5" OF SPACE RIGHT OF THE NEEDLE • AUTOMATIC THREAD CUTTER
EMBROIDERY CAPABLE

PICK UP A BERNINA 5 SERIES TODAY! FIND A STORE NEAR YOU AT BERNINA.COM



made to create **BERNINA**



Woodland Ridge Retreat

A Place to Create and Be Inspired

Join us for a 5 day workshop or
Retreat with your favorite friends

12 Students

Superb Instructors

Luxury Comforts

Scrumptious Meals


Woodland Ridge Retreat

Downsville, Wisconsin

www.woodlandridgeretreat.com



Eco Printing Inspirations
by Lisa Binkley



Suzanne Connors

Lisa Binkley

Sue Benner

Deborah Fell

Judy Coates Perez

Bill Kerr

Quiltworx Workshops

Sherri Lynn Wood

Patricia Belyea

Lisa Binkley

Gloria Loughman

Susan Carlson

Jane Sassaman

Victoria Findlay Wolfe

Indigo Shibori

Botanical Dyeing, Printing and Quilting

Monoprint the Quilt

The Three Sisters

Tea and Ephemera and Textile Painting

Design Workshop : Working in Series

Get Your Curve On Intensive

Curves and Composition

Dots & Dashes: Language of Hand Stitching

The Textured Landscape

Fabric Images

Abstracting from Nature

To the Nines, Double Wedding

Ring Improv, Cottage Tulip

Time Flies

Celebrating the 100th issue of
QUILTING ARTS MAGAZINE

FIRST PUBLISHED IN
Quilting Arts
August/Sept. 2019
ISSUE

RESULTS FROM THE 'TEMPUS FUGIT' READER CHALLENGE

In the February/March issue we asked you, our readers, to make a quilt celebrating the passage of time as we celebrate this issue—our 100th. We received a variety of postcards with witty clocks, thoughtful interpretations of aging, and pensive analyses on metamorphosis. Each submission included the maker's artistic information or a brief line about the magazine, for which we are grateful and proud to share with you. We are pleased to share this gallery of our readers' work. We hope you enjoy the following pages of original art.





DENISE A. BUCKWALTER-LOSCZYK • CAPE VERDE, ARIZONA

"The postcard image is from a woodcut print I made as a teenager—time has flown by and I am now creating in my 60s!"



JENNIFER ROBERTS • CALWELL, ACT, AUSTRALIA

"Inspiration, amazement, enjoyment. Congratulations on your 100th issue! Thank you for a wonderful magazine. QUILTING ARTS inspires, showcases amazing creativity, and provides many hours of enjoyment."



KAREN KILLINS-ROBINSON • COBBLE HILL, BRITISH COLUMBIA, CANADA

"Trending. Inspirational. Magic. Educational. Favorite. Luminous. Iconic. Evolved. Special."



PAM MOLLER • BENOIT, WISCONSIN

"Love stenciling with my peeps ... dry brushing is a favorite!"



TERESA MASCIA COOK • CARTERSVILLE, GEORGIA
 "I treasure QUILTING ARTS. It's never tossed me from the nest."



LYNNE BETTINGER • FAIRFAX, VIRGINIA
 "QA showed me I'm as much an artist as everyone else."



JILL HAVRILLA • BARRE, MASSACHUSETTS
 "Thank you for 100 issues of inspiration!"



GWEN K. WEAKLEY • GLADSTONE, MISSOURI
 "Time flies when you're on vacation!"



SUSAN FORDYCE • INDIANPOLIS, INDIANA
 "The soft air warms as we walk along. We feel our path stretch and breathe after the long winter rest."



JUDY STUPAK • WINIPEG, MANITOBA, CANADA
 "QUILTING ARTS never fails to inspire me."



JOYCE BURNS • GROVE, OKLAHOMA

"Inspiration and joy tumble from the pages of QUILTING ARTS. They have taught me to fly."



SHEILA KASSOUF • LANCASTER, OHIO

"Inspiration, encouragement, creativity, knowledge."



BARB EGBERT • CAPE GIRARDEAU, MISSOURI

"Inspirational, creative artists sharing fresh ideas, using unexpected materials."



DEBRA SHAW • COSHOCTON, OHIO

"Every issue of QA MAGAZINE inspires me and builds my toolbox."



PAM MOLLER • BELOIT, WISCONSIN

"Quick splashes of color make my heart smile!"




ELLEN JULIUS • PITTSBURGH, PENNSYLVANIA

"I've attained immeasurable knowledge with QUILTING ARTS through the years."

SYLVIA SCHRÖTER
KRONBERG IM TAUNUS, GERMANY

"The plastic bottles represent the waste we produce. Gears symbolize time that does not stop. The gears are red as a warning and to say, 'pay attention!' The Earth is a symbol of the environment which we risk destroying with waste. A long time will pass before the blue planet will recover."



SUE MARCOTTE • SPRINGVILLE, CALIFORNIA

"Time flies, now transformed!"



IINA ALHO • HAMAR, NORWAY

"You showed me something new
and now I'm hooked!"





DIANNA TOOTLE LUDDEN
LOMPOC, CALIFORNIA

"Tapestries of rich talent inspire my imagination."



PAM MOLLER • BELOIT, WISCONSIN

"Watercolor crayons make QUILTING ARTS magical!"



JANICE FILLER • OKLAHOMA CITY, OKLAHOMA

"Thank you for many years of inspiration."

Art & Soul[®]

now in...
**Portland, Colorado
& Maryland!**


mixed-media art retreats

Come experience art-making the way it was intended... amidst a gathering of like-minded souls. Choose from classes in collage, assemblage, journaling, drawing, painting, sewing, fabric, sculpture, jewelry, bookmaking, and so much more! Our select group of talented, professional instructors boasts a diverse array of uniquely creative offerings for you. No matter your level of artistic experience, all are welcome here.



At Art & Soul you'll experience...

- Exciting Opening Night event
- Pop-up shopping event
- Inspirational workshops
- Amazing on-site store
- Cutting edge instructors
- Finding your creative tribe
- Spacious classrooms & tables
- Friendships that last a lifetime



2019-20

{save the dates}

NEW Location! Ocean City, Maryland

October 6-10, 2019

Princess Royale Hotel • Ocean City, Maryland

Portland, OR

March 17-24, 2020
Airport Sheraton Hotel

Colorado Springs, CO

May 26-31, 2020
Hotel Elegante

Ocean City, MD

September 25-October 3, 2020
Princess Royale Hotel

For more information about all of our events,
visit us online at www.artandsoulretreat.com



Art & Soul Retreats. Come play with us!