



# Walk in the Park part 2



*Blue Lagoon.* Sewn by Denise Starck. Fabric: Ashton Road by Valorie Wells and Kona Cotton Solids from Robert Kaufman. Batting: The Warm Company.

## cutting for part 2

### Fabric #1 (Teal Solid)

- 5 strips 2" x 40"
- 12 rectangles (E) 2" x 3 1/2"
- 48 squares (F) 3 1/2" x 3 1/2"
- 4 rectangles (H) 2" x 6 1/2"

### Fabric #4 (Green Tone-on-Tone)

- 5 strips 2" x 40"
- 4 squares (A) 3 3/8" x 3 3/8"
- 4 squares (F) 3 1/2" x 3 1/2"
- 8 squares (G) 2" x 2"

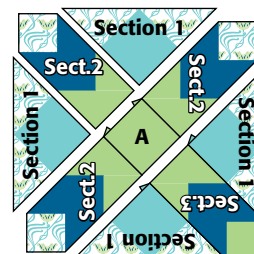
## Part 2 of 4

### 1 About This Quilt

Part 1 of this mystery series—revealed in the March/April '15 issue (No. 162), included the materials list for the entire quilt, cutting for part 1, the fabric palettes for the color options and instructions for making sections 1–3.

### 2 Making Block X and Sections 4 and 5

Join 4 section 1's, 3 section 2's, 1 section 3 and 1 A as shown to make a block X. Make 4 block X's.

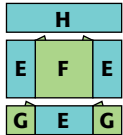


**Block X**  
Make 4



For a "how-to" video, go to  
[Y https://www.youtube.com/watch?v=TSjMkHHzHmA](https://www.youtube.com/watch?v=TSjMkHHzHmA)

Join the patches as shown to make a section 4. Make 4 section 4's.

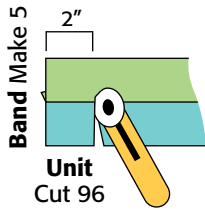


**Section 4**  
Make 4



*Holiday Magic* uses Mistletoe Lane by Moda Fabrics for a festive holiday quilt. Sewn by Cindy LeBaron.

Join a fabric #4 strip and a fabric #1 strip as shown to make a band. Make 5 bands. Cut the bands in 2" increments to make 96 units.



**Unit**  
Cut 96

Join 2 units as shown to make a Four Patch. Make 48 Four Patches.



**Four Patch**  
Make 48



Join 2 Four Patches and 2 fabric #1 F's as shown to make a section 5. Make 24 section 5's. ■



**Section 5**  
Make 24

*Gemstones* uses Artisan Spirit Good Vibrations Mysteria and Toscana by Northcott for a rich majestic quilt. Sewn by Hatty Brown.