

Add $\frac{3}{16}$ " underlap allowance to those edges that lie under another patch.

Add $\frac{3}{16}$ " turn-under allowances to all applique patches.

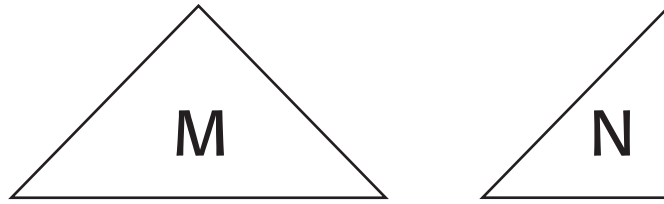
Bloomin' Botanicals

Quiltmaker
The Quilts You Want to Make—We Show You How

May/June '18 No. 181
 F+W, a content + ecommerce company
 741 Corporate Circle, Suite A
 Golden, CO 80401
 quiltmaker.com Copyright 2018

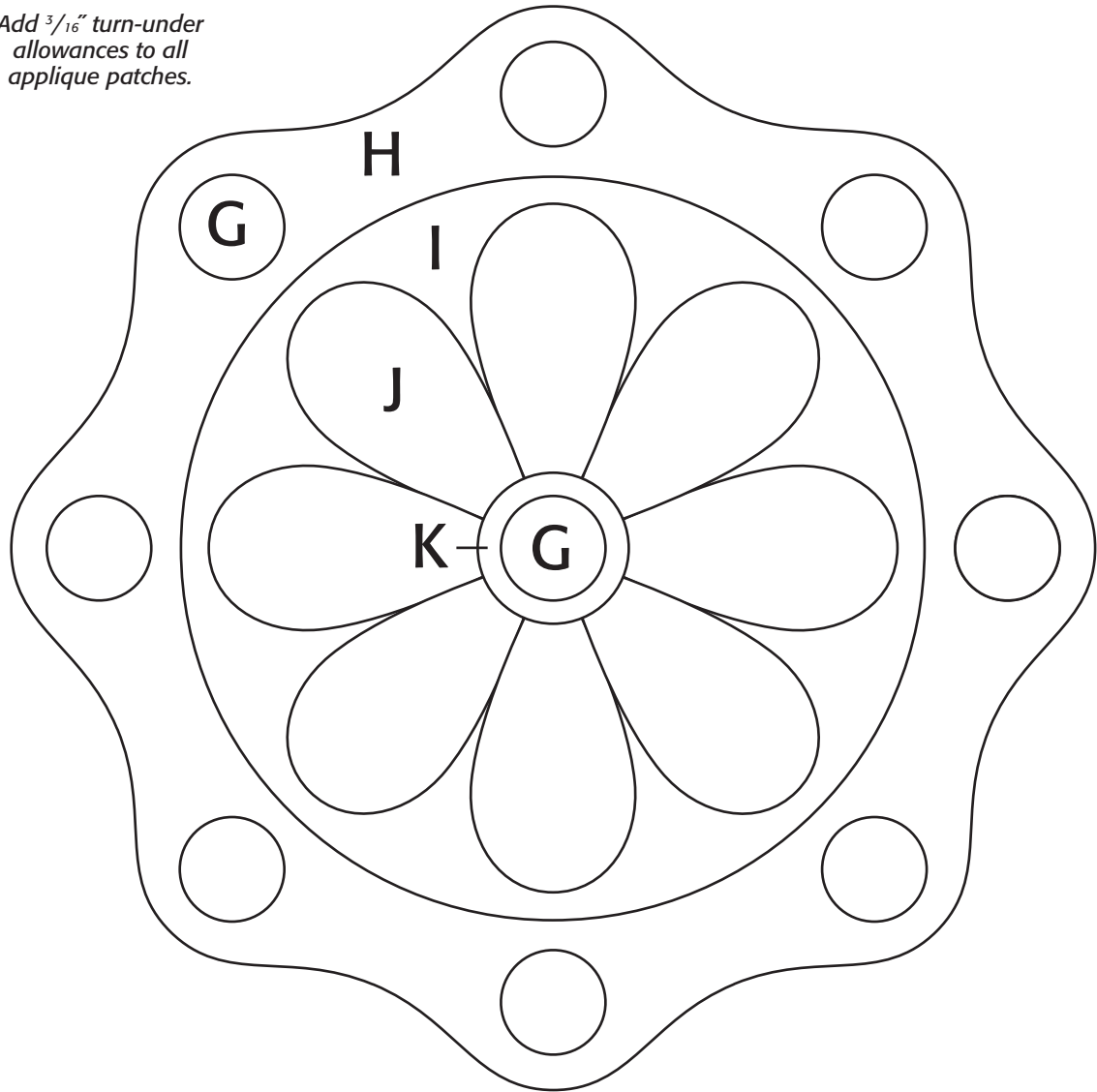
Pattern page 1 of 3

—|—————|
This line should measure 2".



Add $\frac{3}{16}$ " underlap allowance to those edges that lie under another patch.

Add $\frac{3}{16}$ " turn-under allowances to all applique patches.



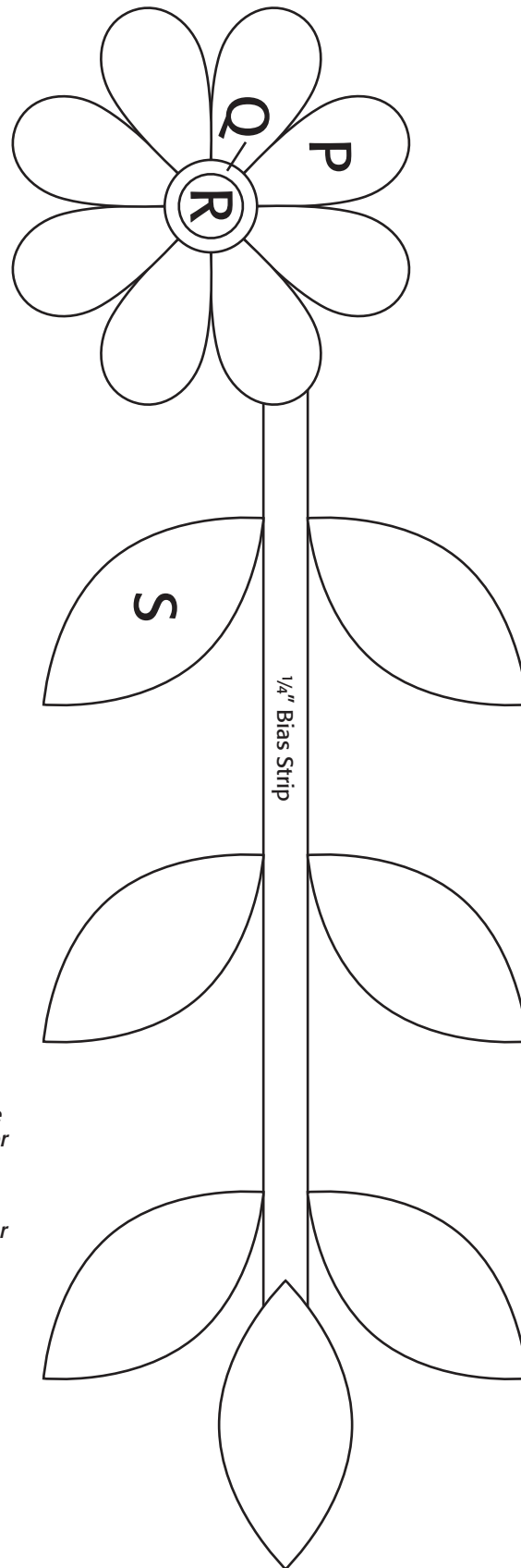
Bloomin' Botanicals

Quiltmaker
The Quilts You Want to Make—We Show You How

May/June '18 No. 181
F+W, a content + ecommerce company
741 Corporate Circle, Suite A
Golden, CO 80401
quiltmaker.com Copyright 2018

Pattern page 2 of 3

This line should measure 2".



Add $\frac{3}{16}$ " underlap allowance to those edges that lie under another patch.

Add $\frac{3}{16}$ " turn-under allowances to all applique patches.

Bloomin' Botanicals

Pattern page 3 of 3

This line should measure 2".

Quiltmaker
The Quilts You Want to Make—We Show You How

May/June '18 No. 181
 F+W, a content + ecommerce company
 741 Corporate Circle, Suite A
 Golden, CO 80401
 quiltmaker.com Copyright 2018