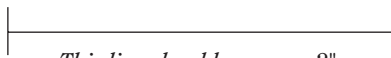


*Spiro Flower
Quilting*

Start

*Arrows indicate direction for
continuous-line machine quilting.*



This line should measure 2".

*If it does not, check the printer settings to
make sure there is no page scaling—
print the page at 100% or actual size.*

Copyright © 2014
F+W, A Content + eCommerce Company
All rights reserved.

Visit our website

quiltmaker.com

Subscribe to Quiltmaker magazine
Subscribe to Quilty News

The Quiltmaker Blog

**quiltmaker.com/
quiltypleasures**

Kits, Digital Issues, Books

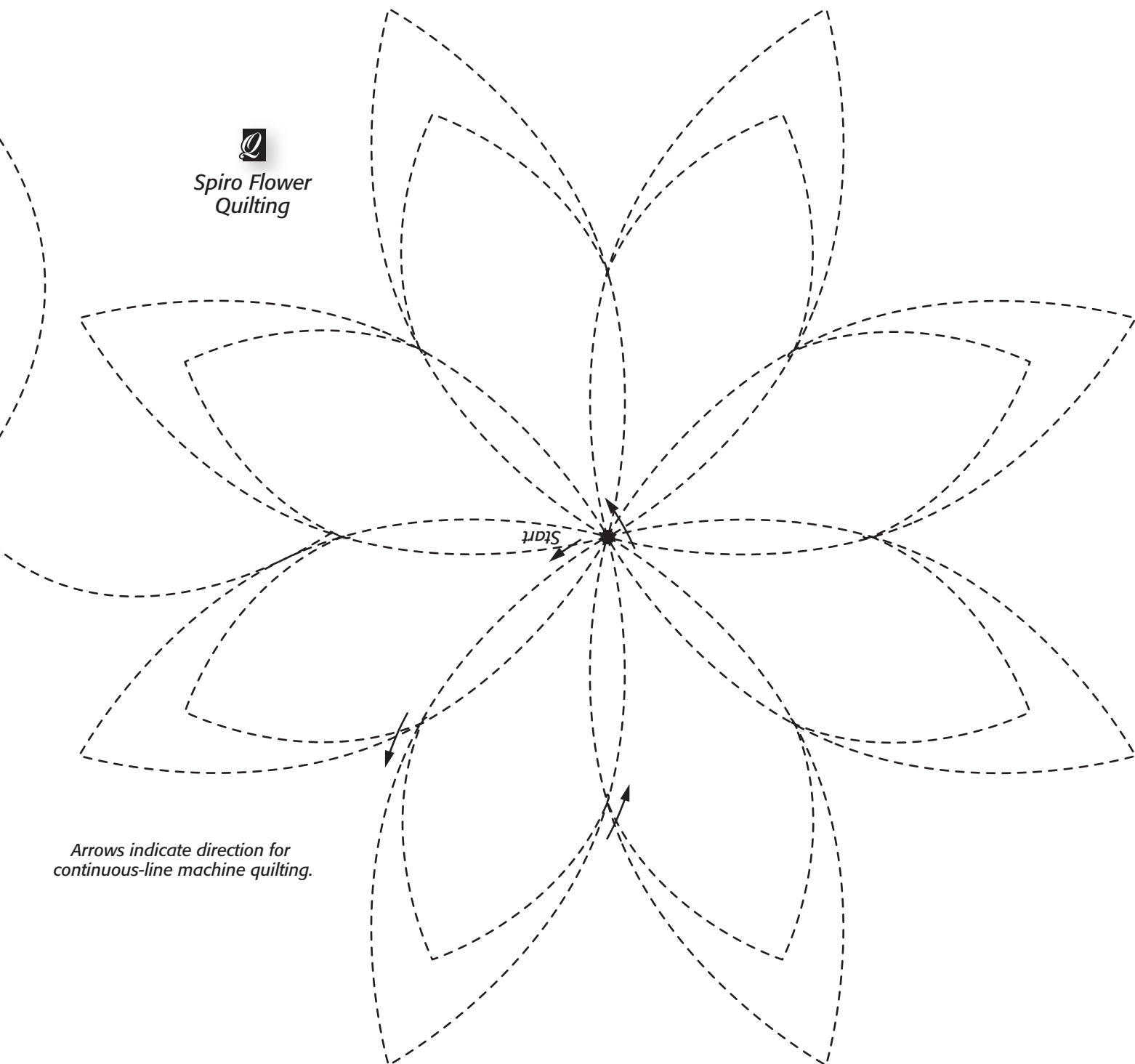
shopquiltmaker.com

Facebook

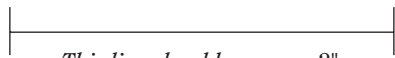
**facebook.com/
QuiltmakerMag**



**Spiro Flower
Quilting**



*Arrows indicate direction for
continuous-line machine quilting.*



This line should measure 2".

*If it does not, check the printer settings to
make sure there is no page scaling—
print the page at 100% or actual size.*

Copyright © 2014
F+W, A Content + eCommerce Company
All rights reserved.

Visit our website quiltmaker.com Subscribe to Quiltmaker magazine Subscribe to Quilty News	The Quiltmaker Blog quiltmaker.com/ quiltypleasures	Kits, Digital Issues, Books shopquiltmaker.com	Facebook facebook.com/ QuiltmakerMag
--	---	--	--