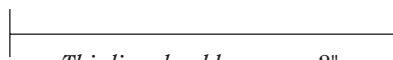
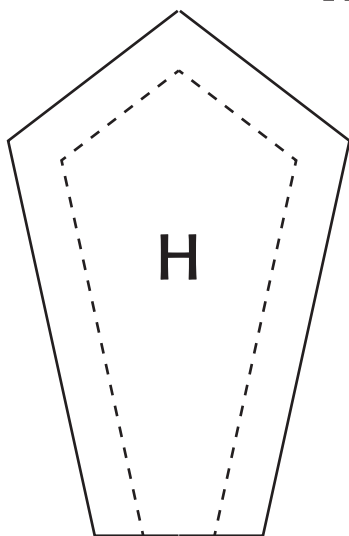
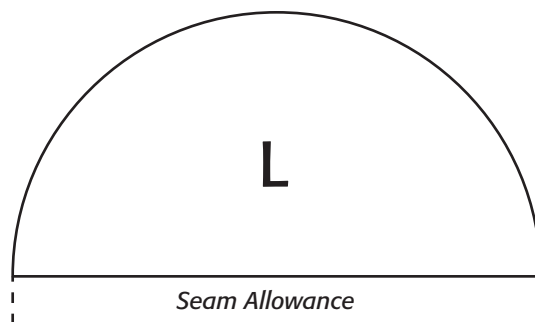


*Add  $\frac{3}{16}$ " turn-under allowances to all applique patches.*



*This line should measure 2".*

*If it does not, check the printer settings to make sure there is no page scaling—print the page at 100% or actual size.*

Copyright © 2013 Creative Crafts Group, LLC.  
All rights reserved.

Visit our website

**quiltmaker.com**

Subscribe to Quiltmaker magazine  
Subscribe to Quilty News

The Quiltmaker Blog

**quiltmaker.com/  
quiltypleasures**

Kits, Digital Issues, Books

**shopquiltmaker.com**

Facebook

**facebook.com/  
QuiltmakerMag**